



2014 RYA Youth Nationals

Weymouth & Portland National Sailing Academy









Results as of 11:14 on April 19, 2014

Overall

Sailed: 12, Discards: 2, To count: 10, Entries: 44, Scoring system: Appendix A

Rank	BowNumber	Region	Class	Nat	SailNo	HelmName	HelmSex	CrewName	CrewSex	Penalties	Total	Nett	R1	R2	R3	R4	R5	R6	R7	R8	R9	R10	R11	R12
1st	39	England	420	GBR	54481	Tim RILEY	Male	James TAYLOR	Male		63.00	30.00	3	3	(26)	4	1	2	3	5	(7)	5	3	1
2nd	51	England	420	GBR	52069	Robbie KING	Male	Ryan ORR	Male		75.00	47.00	(12)	8	7	2	7	4	5	(16)	5	1	4	4
3rd	80	International	420	NZL	54589	Sam BARNETT	Male	Zak MERTON	Male		74.00	50.00	10	(12)	(13)	1	3	8	4	8	1	4	5	6
4th	35	Wales	420	GBR	54849	Sarah NORBURY	Female	Mari DAVIES	Female		83.00	57.00	1	(13)	9	10	10	5	2	2	2	6	10	(14)
5th	65	England	420	GBR	54164	Scott WALLIS	Male	Luke BURYWOOD	Male		106.00	67.00	6	(22)	(20)	11	2	1	1	4	13	3	16	10
6th	37	England	420	GBR	54978	Max CLAPP	Male	Joseph BURNS	Male	5.00	137.00	68.00	2	5	5	5	5	18	(24)	7	4	(BFD)	1	11
7th	15	Wales	420	GBR	54947	Daniel WHITELEY	Male	James CLEMETSON	Male		100.00	68.00	5	1	3	6	6	9	(15)	3	6	14	(17)	15
8th	23	England	420	GBR	53966	Jemima LAWSON	Female	Lily SUMMERS	Female		106.00	73.00	9	2	11	7	(12)	6	(21)	12	10	12	2	2
9th	81	International	420	NZL	52363	Olivia MACKAY	Female	Abby GOODWIN	Female		152.00	89.00	11	(BFD)	14	9	8	11	14	1	3	(18)	15	3
10th	57	England	420	GBR	53974	Ben HAZELDINE	Male	Rhos HAWES	Male		173.00	96.00	4	(BFD)	(32)	13	4	3	18	6	17	10	8	13
11th	53	England	420	GBR	54983	Jenny CROPLEY	Female	Emma BAKER	Female		159.27	110.27	(24)	4	8	14	17	(25)	13	10	RDGa	13	11	7
12th	68	England	420	GBR	54464	Josh VOLLER	Male	Matthew SHORROCK	Male		167.00	119.00	16	(23)	1	3	15	15	12	19	(28)	20	9	9
13th	48	England	420	GBR	55015	Jenny SMALLWOOD	Female	Danielle THOMAS	Female		186.00	119.00	(BFD)	16	(22)	8	21	16	7	11	8	2	20	12
14th	25	England	420	GBR	54487	Morgan DIBB	Female	Rosie WATKINS	Female		169.00	119.00	14	7	10	20	14	7	19	18	(27)	7	(23)	5
15th	75	International	420	IRL	55281	Ewan MCMAHON	Male	Colin O'SULLIVAN	Male		194.00	119.00	(BFD)	(34)	19	12	11	13	10	9	12	11	6	16
16th	33	Wales	420	GBR	52627	Dan ATHERTON	Male	Matt VINEY	Male		230.00	140.00	8	18	2	(OCS)	26	22	16	(DSQ)	9	8	7	26
17th	04	England	420	GBR	54853	Milly PUGH	Female	Amy SPARKS	Female		194.00	144.00	13	(26)	17	19	19	14	8	14	14	9	19	(27)
18th	07	England	420	GBR	54852	Joanna KALDERON	Female	Midge WATKINS	Female		243.00	164.00	(BFD)	6	15	21	9	12	26	15	11	23	28	(34)
19th	29	England	420	GBR	55107	Ben JENNINGS	Male	Marcus TRESSLER	Male		236.00	167.00	(BFD)	25	21	25	20	10	6	13	19	(24)	12	21
20th	40	England	420	GBR	54483	Ella STOGGALL	Female	Emma KINDON	Female		278.00	197.00	22	10	4	27	(36)	23	9	(OCS)	33	25	27	20
21st	11	Wales	420	GBR	54124	Jemma VINEY	Female	Matilda MATTHEWS	Female		288.00	198.00	15	29	6	17	25	(OCS)	27	17	23	30	13	(DNF)
22nd	18	England	420	GBR	53645	Max MOYLES	Male	William BIRCH-TOMLINSON	Male		277.00	201.00	29	(35)	31	16	16	(DNF)	25	25	16	15	14	17
23rd	42	England	420	GBR	52626	Sarah JARMAN	Female	Emily WALTERS	Female		293.00	206.00	7	(BFD)	(42)	29	18	27	17	23	20	29	21	19
24th	63	Scotland	420	GBR	54081	Ali IRELAND	Male	Sam SMITH	Male		296.00	206.00	(BFD)	17	28	22	24	17	11	(OCS)	21	16	33	22
25th	44	England	420	GBR	54482	Esther FENTON-JONES	Female	Tabby PEEL	Female		299.00	218.00	17	15	34	(38)	28	29	22	24	15	(BFD)	30	8
26th	71	International	420	IRL	54368	Lizzy MCDOWELL	Female	Cara MCDOWELL	Female		296.00	234.00	23	24	23	26	(29)	(33)	23	26	22	21	25	28
27th	03	England	420	GBR	54784	Katie DAVIES	Female	Grace SUMMERS	Female		307.00	237.00	(34)	11	12	34	30	31	31	29	18	(36)	24	23
28th	41	Scotland	420	GBR	54782	Joanna BARRIE	Female	Joanne FOSTER	Female		330.00	240.00	18	(BFD)	43	(OCS)	13	19	20	34	37	17	18	24
29th	21	Wales	420	GBR	53053	Alex PLATT	Male	Will MCMAHON	Male		323.00	251.00	26	20	(35)	30	22	20	(37)	21	26	34	34	25
30th	02	England	420	GBR	54783	Isabel DAVIES	Female	Gemma KEERS	Female	5.00	339.00	267.00	33	31	(38)	23	32	(34)	28	30	24	22	29	18
31st	43	England	420	GBR	53959	Rebecca STEPHENS	Female	Niamh O'NEILL	Female		357.00	275.00	28	21	18	24	(42)	(41)	35	35	31	26	37	29
32nd	26	Scotland	420	GBR	54578	Mali HARETT	Female	Sophie THOMSON	Female		358.00	279.00	19	30	27	32	(34)	30	30	32	30	(BFD)	26	31
33rd	06	England	420	GBR	55102	Lucy MELLERS	Female	Esmé JONES	Female		353.00	283.00	31	(40)	25	35	23	24	29	31	32	27	32	(35)
34th	46	England	420	GBR	53958	Catriona WALLACE	Female	Charlotte ASHWORTH	Female		364.00	287.00	21	32	36	31	(38)	(40)	36	27	25	28	22	36
35th	38	England	420	GBR	54091	Issy BLACK	Female	Emily GENT	Female		374.00	290.00	32	28	16	36	31	21	32	33	36	(BFD)	(40)	33
36th	10	Scotland	420	GBR	53157	Sophie TAYLOR	Female	Rachel MAWER	Female		376.00	296.00	30	27	30	33	33	32	33	(38)	(DNS)	19	35	30
37th	12	Scotland	420	GBR	54163	Jennifer ABRAHAM	Female	David ABRAHAM	Male		401.00	316.00	20	37	33	28	(43)	28	34	41	35	33	39	(42)
38th	32	England	420	GBR	52456	Alastair WALLACE	Male	Harry WILKES	Male		438.00	356.00	25	39	39	39	37	35	(41)	37	38	37	41	(41)

39th	30	England	420	 54583	Ben SHORROCK	Female	Josephine GUMMER	Male		447.00	357.00	27	38	41	41	27	26	39	(OCS)	42	(BFD)	BFD	38
40th	24	Scotland	420	 53304	Rebecca BRYANT	Female	Isla HARPER	Female		442.00	358.00	36	41	(44)	40	39	36	(40)	36	34	31	36	40
41st	66	England	420	 53378	Jude MASSEY	Male	Luke THURSTON	Male		452.00	367.00	38	43	37	37	35	37	(43)	39	39	35	(43)	37
42nd	09	England	420	 54006	Kirsten GLEN	Female	Rhiannon FLACK	Female		464.00	376.00	35	44	40	43	40	(DNS)	42	42	(43)	32	38	32
43rd	17	England	420	 54997	Drystan HARNETT	Male	Alex HARWOOD	Male		468.00	378.00	37	(BFD)	24	42	41	39	38	43	41	(BFD)	42	39
44th	47	England	420	 54058	Emma MCCLUSKEY	Female	Anya HAJI-MICHAEL	Female		480.00	392.00	39	42	29	44	(44)	42	(44)	44	40	38	44	43

Results have 2x Tally Penalties applied and a Jury decision awarding average points

Scoring codes used

Code	Description	Points
BFD	Black flag disqualification under rule 30.3	45
DNF	Started but did not finish	45
DNS	Came to the start area but did not start	45
DSQ	Disqualification	45
OCS	On course side at start or broke rule 30.1	45
RDGa	Redress - average points for all races except the race in question	13.27

Sponsorship from:



Sailwave Scoring Software 2.14.11
www.sailwave.com

http://events.sailracer.org/eventsites/default_sy.asp?eventid=183199